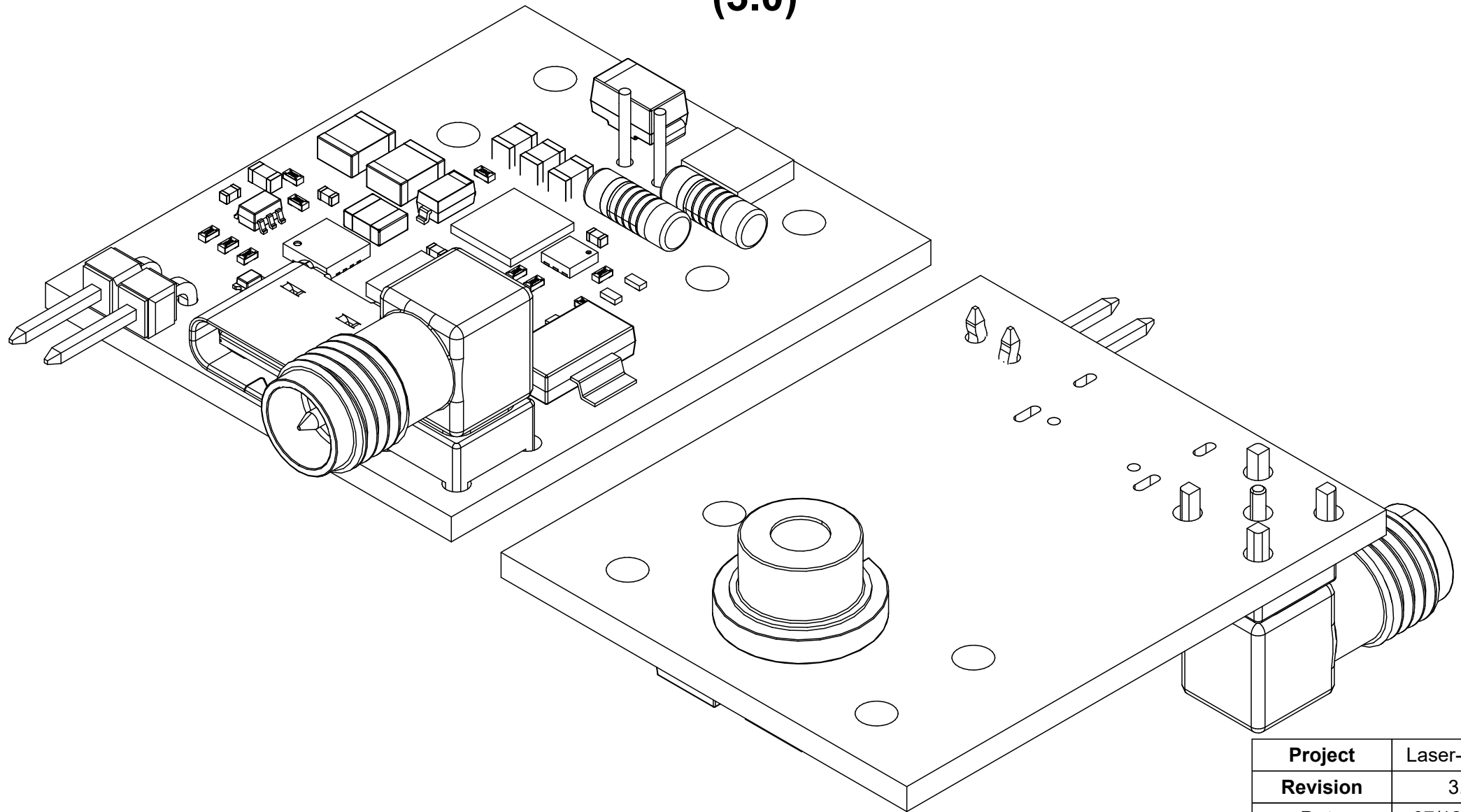


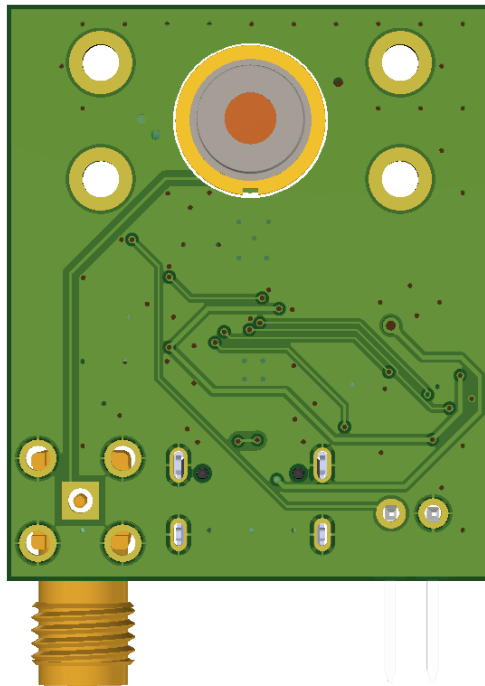
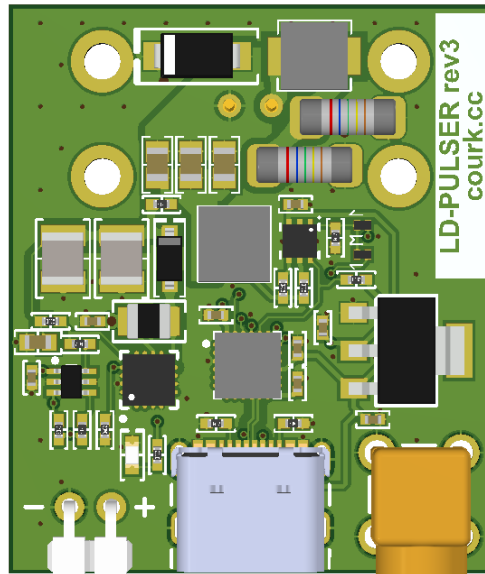
Laser-Pulser (3.0)



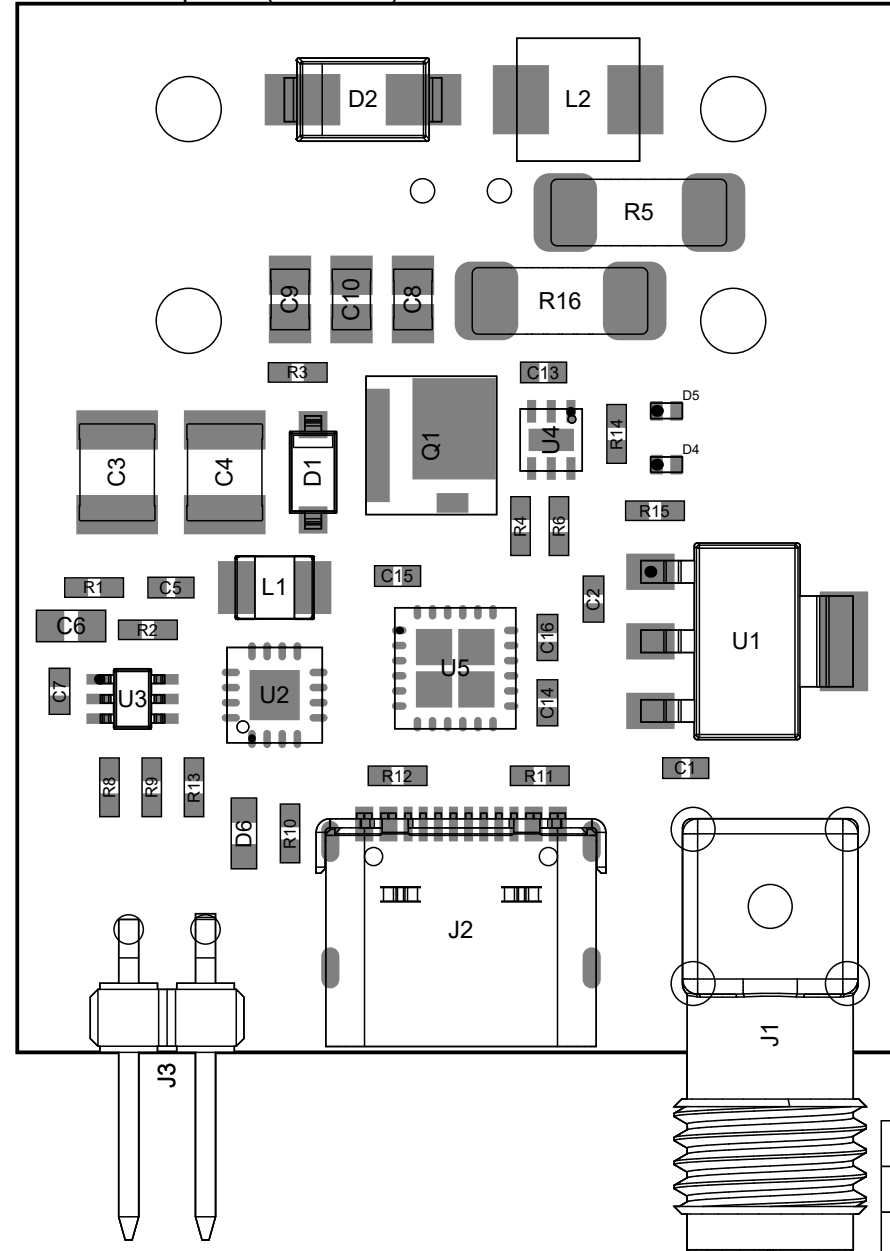
Project	Laser-Pulser
Revision	3.0
Date	07/12/2024
Sheet 1 out of 5	

 **courk.cc**

 This work is licensed under a Creative Commons Attribution-ShareAlike 4.0 International License.



View from Top side (Scale 4:1)



Project	Laser-Pulser
Revision	3.0
Date	07/12/2024

Sheet 2 out of 5

Bill Of Materials

Line #	Designator	Quantity	Footprint	Tolerance	Value	Manufacturer	Material	Part Name
1	C1, C2, C7, C15, C16	5	C0402	±10%	100nF	Samsung Electro-Mechanics	X7R	C1525
2	C3, C4	2	C1210	±10%	220nF	Prosperity Dielectrics	X7R	C363568
3	C5, C13, C14	3	C0402	±10%	1uF	Samsung Electro-Mechanics	X5R	C52923
4	C6	1	C0603	±10%	100nF	Samsung Electro-Mechanics	X7R	C15725
5	C8, C9, C10	3	C0805	10%	20nF	KYOCERA AVX	X7R	08051C203KAT2A
6	D1	1	SOD-123			Semtech		1N4148W
7	D2	1	DO214AC			DIODES INC		B1100-13-F
8	D4, D5	2	DFN65P100X30-2N			Nexperia		PMEG3010AESBYL
9	D6	1	LED0603			Hubei KENTO Elec		KT-0603R
10	D7	1	LD-TO-9					XL-TO5-E1064M-3W
11	J1	1	SMARA-CONNECTOR			LPRS		SMARA-CONNECTOR
12	J2	1	USB4105-GF-A			GCT		USB4105-GF-A
13	J3	1	22-28-9020			Molex		22-28-9020
14	L1	1	C1008		4.7uH			LQM2HPN4R7MGCL
15	L2	1	IHLP-1616AB-01	20%	33nH	Vishay		IHSR1616ABER33NM01
16	Q1	1	GS61004B			Infineon Technologies		GS61004B-TR
17	R1	1	R0402	±1%	619KΩ	Uniroyal Elec		C247117
18	R2, R3, R13, R14, R15	5	R0402	±1%	10KΩ	Uniroyal Elec		C25744
19	R4, R6	2	R0402	±1%	1Ω	Uniroyal Elec		C25086
20	R5	1	CMB 0207	5%	2.2	VISHAY		CMB02070X2208JB200
21	R8, R9	2	R0402	±1%	3.3KΩ	Uniroyal Elec		C25890
22	R10	1	R0402	±1%	1KΩ	Uniroyal Elec		C11702
23	R11, R12	2	R0402	±1%	5.1KΩ	Uniroyal Elec		C25905
24	R16	1	CMB 0207	2%	3.3	VISHAY		CMB02070X3308JB200
25	U1	1	SOT-223			Advanced Monolithic Systems		AMS1117-3.3
26	U2	1	RTE0016J			Texas Instruments		TPS61391RTER
27	U3	1	SC70-6			Microchip		MCP40D17T-104E/LT
28	U4	1	SSON06RX2020			ROHM Semiconductor		BD2311NVX-LBE2
29	U5	1	QFN-24-4x4			Infineon Technologies		CY7C65216-24LTXI

Project	Laser-Pulser
Revision	3.0
Date	07/12/2024
Sheet 3 out of 5	



courk.cc

This work is licensed under a Creative Commons Attribution-ShareAlike 4.0 International License.

Layer Stack Legend

Material	Layer	Thickness	Dielectric Material	Type	Gerber
	Top Overlay			Legend	GTO
Surface Material	Top Solder	0.013mm	Solder Resist	Solder Mask	GTS
Copper	Top Layer	0.035mm		Signal	GTL
Prepreg		0.099mm	PP-006	Dielectric	
CF-004	Layer 1	0.015mm		Internal Plane	GP1
		1.265mm	FR-4	Dielectric	
CF-004	Layer 2	0.015mm		Internal Plane	GP2
Prepreg		0.099mm	PP-006	Dielectric	
Copper	Bottom Layer	0.035mm		Signal	GBL
Surface Material	Bottom Solder	0.013mm	Solder Resist	Solder Mask	GBS
	Bottom Overlay			Legend	GBO

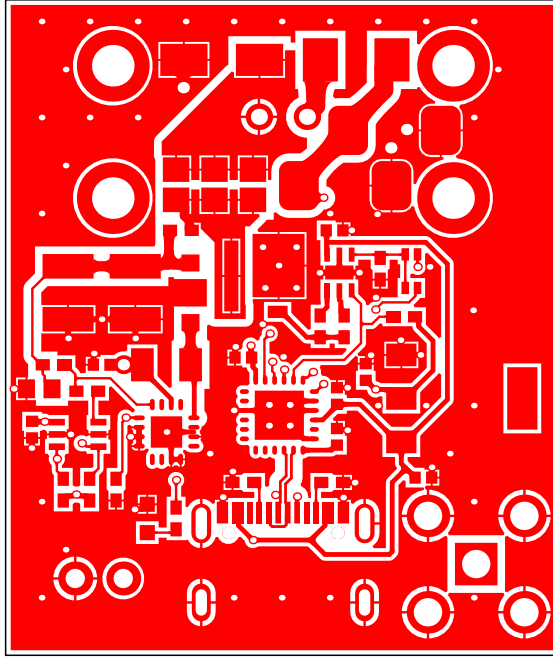
Total thickness: 1.590mm

Project	Laser-Pulser
Revision	3.0
Date	07/12/2024
Sheet 4 out of 5	

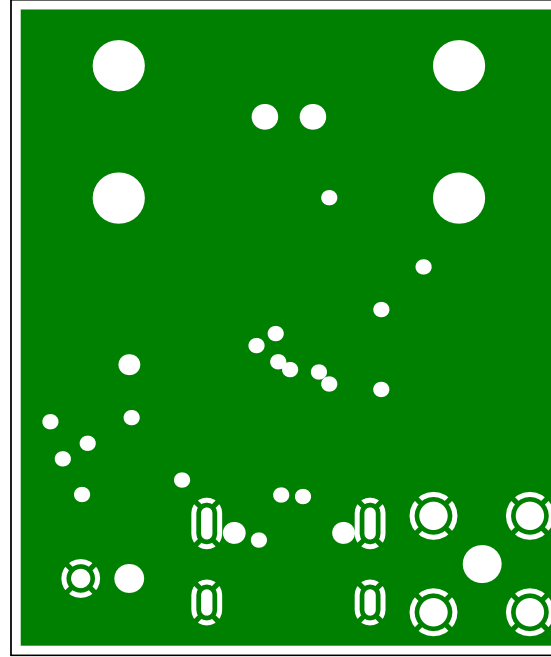

courk.cc

 This work is licensed under a Creative Commons Attribution-ShareAlike 4.0 International License.


Top Layer (Scale 2.5:1)



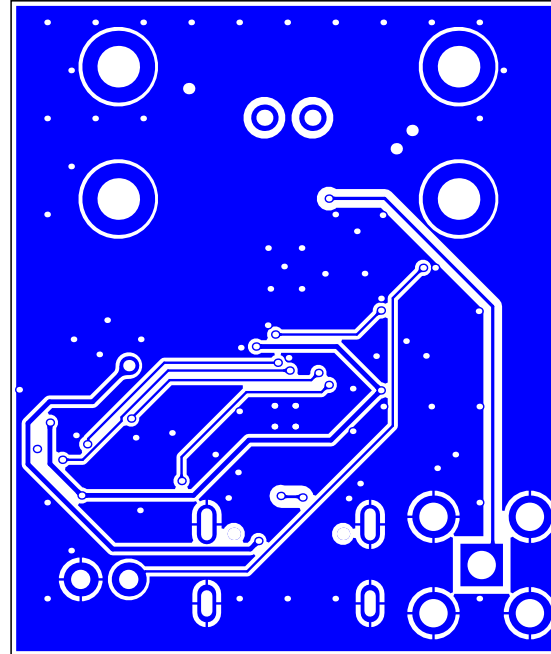
Layer 1 (Scale 2.5:1)




Layer 2 (Scale 2.5:1)



Bottom Layer (Scale 2.5:1)



Project	Laser-Pulser
Revision	3.0
Date	07/12/2024
Sheet 5 out of 5	

 **courk.cc**

CC BY SA This work is licensed under a Creative Commons Attribution-ShareAlike 4.0 International License.